



**Model AR-4**  
Shown with optional casters.

**STANDARD RANGE FEATURES**

- Stainless steel rugged exterior body.
- 6" deep front stainless steel bullnose landing ledge/work space.
- Polished chrome 6" high adjustable steel legs.
- Heavy gauge welded frame construction provides stability to the Range.
- 6" high stainless steel Stub Back in lieu of High Riser.
- 32,000 BTU open burners.
- 6" polished-chrome adjustable legs.
- High-temperature knobs for comfort and durability.
- One year parts and labor warranty.

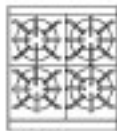
**24" WIDE HEAVY DUTY RESTAURANT RANGES (20" WIDE OVEN)**

MODEL	DESCRIPTION	TOTAL BTU	SHIP WT. LBS.	KG.	LIST PRICE
AR-4	(4) Burners	155,000	470	213	<b>\$2750</b>
AR12G-2B	12" Griddle & (2) Burners	111,000	475	216	<b>3450</b>
AR24G	24" Griddle	67,000	500	227	<b>3550</b>

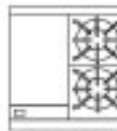
Storage base only add **SB** to model #. Deduct **\$400**

For optional accessories & pricing refer to page 4.

Crated dimensions: 42"D x 28"W x 36"H (1.069 x 711 x 914).



AR-4



AR12G-2B



AR-24G

**36" WIDE HEAVY DUTY RESTAURANT RANGES (26 1/2" WIDE OVEN)**

MODEL	DESCRIPTION	TOTAL BTU	SHIP WT. LBS.	KG.	LIST PRICE
AR-6	(6) Burners	227,000	611	277	<b>\$3200</b>
AR12G-4B	12" Griddle & (4) Burners	183,000	631	286	<b>3880</b>
AR24G-2B	24" Griddle & (2) Burners	139,000	641	290	<b>4000</b>
AR-36G	36" Griddle	95,000	662	300	<b>4200</b>
AR4B-12RG	(4) Burners & 12" Raised Griddle	183,000	645	292	<b>5100</b>
AR36-4B	(4) Open Burners	163,000	611	277	<b>4125</b>
AR2B-24RG	(2) Burners & 24" Raised Griddle	139,000	540	244	<b>5950</b>
AR36RG	36" Raised Griddle	95,000	550	249	<b>6850</b>

Storage base only add **SB** to model #. Deduct **\$400**

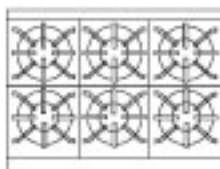
Convection oven add **C** to model #. Add **2200**

Innovection oven add **NV** to model #. Add **1500**

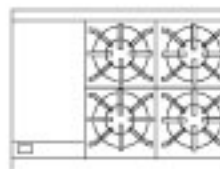
To reverse raised griddle from (R) side to (L). Add **1200**

For optional accessories & pricing refer to page 4.

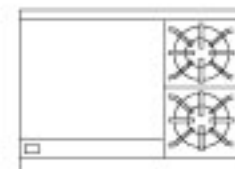
Crated dimensions: 42"D x 38"W x 36"H (1.069 x 965 x 914).



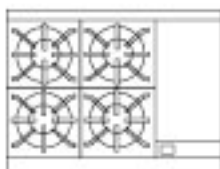
AR-6



AR12G-4B



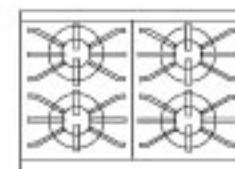
AR24G-2B



AR4B-12RG



AR-36G



AR36-4B



\*Must specify type of gas and elevation if over 2000 ft. when ordering.

Featuring right & left controls for 2 separate heat settings

Low profile 17 3/4" high for shallow installation



Model ARSB-36



## ARSB

### INFRA-RED DUAL CONTROL SALAMANDER BROILER

MODEL	WIDTH	DEPTH	HEIGHT	# OF BURNERS	TOTAL BTU	SHIP WT.		LIST PRICE
						LBS	KG	
ARSB-36	36"	18 1/2"	17 3/4"	2	36,000	200	91	<b>\$3450</b>

- Reinforcement channels to mount ARSB-36 on range **\$265**.
  - Wall mounting kit **\$215**. Counter mount legs set of 4 **\$125**.
  - For range mount specify **AR** range model. Standard mounting of ARSB is on left side.
  - Equipped with adjustable 3-position rack.
  - One point 3/4" gas connection from ARSB to AR range **\$420**.
  - For factory installation on to a range and special crating contact factory for pricing.
- Crated dimensions:** 28"D x 40"W x 24"H (711 x 1,016 x 619).

## ARSM

### INFRA-RED SALAMANDER BROILER

MODEL	WIDTH	DEPTH	HEIGHT	# OF BURNERS	TOTAL BTU	SHIP WT.		LIST PRICE
						LBS	KG	
ARSM-36	36"	18"	21 1/2"	1	35,000	200	91	<b>\$2900</b>

- Reinforcement channels to mount ARSM-36 on range **\$265**.
  - Wall mounting kit **\$215**. Counter mount legs set of 4 **\$125**.
  - For range mount specify **AR** range model. Standard mounting of ARSM is on left side.
  - Equipped with adjustable 3-position rack.
  - One point 3/4" gas connection from ARSM to AR range **\$420**.
  - For factory installation on to a range and special crating contact factory for pricing.
- Crated dimensions:** 28"D x 40"W x 28"H (711 x 1,016 x 711).



Model ARSM-36



## ARCM

### INFRA-RED CHEESE MELTER BROILER

MODEL	WIDTH	DEPTH	HEIGHT	# OF BURNERS	TOTAL BTU	SHIP WT.		LIST PRICE
						LBS	KG	
ARCM-24	24"	18"	21 1/2"	1	20,000	120	55	<b>\$1880</b>
ARCM-36	36"	18"	21 1/2"	1	55,000	185	84	<b>2650</b>
ARCM-48	48"	18"	21 1/2"	2	40,000	230	105	<b>3250</b>
ARCM-60	60"	18"	21 1/2"	2	50,000	295	135	<b>4050</b>
ARCM-72	72"	18"	21 1/2"	3	60,000	355	161	<b>4950</b>
ARCM-84	84"	18"	21 1/2"	4	80,000	450	204	<b>5880</b>

- Reinforcement channels to mount ARCM-36 on range **\$265**.
  - For pass-through models, or to increase height to accommodate additional shelves, please contact factory for pricing.
  - Wall mounting brackets (specify size-24",36",48") **\$160/set**: For 60",72", 84" **\$230/set**.
  - One point 3/4" gas connection from ARCM to AR range **\$420**.
  - Extra Racks: 24"- **\$160**. 36"- **\$220**. 48"- **\$245**. 60"- **\$265**. 72"- **\$285**. 84"- **\$335**.
  - For factory installation on to a range and special crating contact factory for pricing.
- Crated dimensions:** Height = 28" (711) Depth = 23" (584) Width = add 5" (127) to width.



Model ARCM-36



## AROB

### INFRA-RED OVERFIRED BROILER

MODEL	WIDTH	DEPTH	HEIGHT	# OF BURNERS	TOTAL BTU	SHIP WT.		LIST PRICE
						LBS	KG	
AROB-24	24"	27"	20"	2	46,000	325	147	<b>\$4950</b>
AROB-30	30"	27"	20"	3	69,000	350	159	<b>5500</b>
AROB-36	36"	36"	20"	4	92,000	395	180	<b>6200</b>
AROB-48	48"	36"	20"	5	115,000	490	222	<b>7500</b>
AROB-60	60"	36"	20"	6	138,000	350	160	<b>8500</b>
AROB-72	72"	36"	20"	7	161,000	610	277	<b>9500</b>

- In-factory Counter Top installation **\$250**.
  - For factory installation on to a range and special crating contact factory for pricing.
- Crated dimensions:** Height = 32" (813) Depth = 28" (711) Width = add 5" (127) to width.



Model AROB-48



\*Must specify type of gas and elevation if over 2000 ft. when ordering.